	MEDICAL BIOLOGY LABORATORY	ENR-2022-045
	CATALOG	VERSION 5 Date of issue 24/06/2024

CATALOG 2024

Laboratory tests performed at
Institut Pasteur du Cambodge



Accreditation N°8-4170
Scope available
on www.cofrac.fr

Analyses in the accreditation scope are identified by the symbol ☒

🌐 : www.pasteur-kh.org

✉ : accueil@pasteur-kh.org

☎ : 012 812 003



All tests in this catalogue are performed at Institut Pasteur du Cambodge.

Tests in Specialized Clinical Pathology, Genetics and Cytogenetics unavailable in Cambodia are mainly sent to Cerba Laboratory, France (accredited according to the NF EN ISO 15189, n°. 8 - 0945, Medical Examinations, <https://www.lab-cerba.com>)

USEFUL INFORMATION:

Institut Pasteur du Cambodge

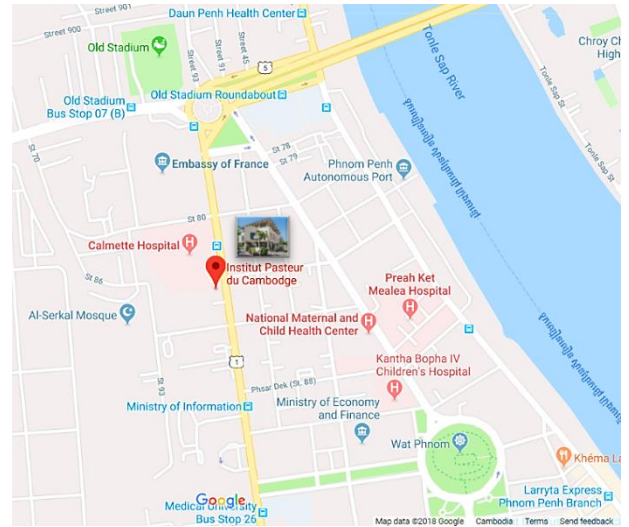
5, Monivong Boulevard, BP 983, Phnom Penh

Mobile : +855 12 812 003

E-mail: accueil@pasteur-kh.org

Website: <http://www.pasteur-kh.org>

 <https://www.facebook.com/Institut.Pasteur.Cambodge>



PUBLIC RECEPTION:

Monday to Friday: 7:00 AM to 5:00 PM

Saturday: 7:00 AM to 11:30 AM













And during some public holidays, from 7.00 a.m. to 11.30 a.m. ("Special Opening Hours"), notify by email.

MANAGEMENT:

Head of Laboratory	Dr Bertrand GUILLARD bguillard@pasteur-kh.org
Mycobacteriology (Deputy Head of Laboratory)	Dr Sokleaph CHENG csokleaph@pasteur-kh.org
Microbiology	Dr Puthea NOP nputhea@pasteur-kh.org
Blood Biology	Dr Charya SITH scharya@pasteur-kh.org
Platform of Molecular Biology	Mrs Seiha HENG hseiha@pasteur-kh.org
Customer Service Responsible	Mrs Kheng Phally NONG phally@pasteur-kh.org
Senior nurse	Mrs Sokuntheory KEO ktheory@pasteur-kh.org

Note: Certain analyses need special handling/analytic capabilities and can only be run in batches once or several times per week. "Day of Technique" refers to the days these analyses are conducted for samples received before a set time. For samples received after this time, testing will take place on the following day of technique.

HEMATOLOGY

Code	Analysis	Expected Turnaround time	Tube		Sample	Cost (USD)
CYTO	<input checked="" type="checkbox"/> Blood smear (1)	1 day		Plasma (EDTA)	Venous blood	7.05
EHB	Hemoglobin capillary electrophoresis (2)	1 day after day of technique (Tue/Thu)		Plasma (EDTA)	Venous blood	19.35
G6P	Glucose-6-phosphate dehydrogenase (1)	1 day		Plasma (EDTA)	Venous blood	10.05
GR	Blood group ABO and Rhesus	1 day		Plasma (EDTA)	Venous blood (Done at IPC)	7.65
MYEL	Myelogram (1)	1 day	Smear slides		Bone marrow	16.50
NFP	<input checked="" type="checkbox"/> Complete Blood Count (CBC)	1 day		Plasma (EDTA)	Venous blood	8.55
T4T8	CD4/CD8 lymphocyte count (3)	1 day after day of technique (Tue/Thu/Fri - sample received before 12PM)		Plasma (EDTA)	Venous blood	45.15
RETI	<input checked="" type="checkbox"/> Reticulocytes (1)	1 day		Plasma (EDTA)	Venous blood	7.05
VS	Erythrocyte Sedimentation Rate (ESR)	1 day		Plasma (EDTA)	Venous blood	6.90
TCK	Activated Partial Thromboplastin Time (APTT)	1 day		Plasma (citrate)	Venous blood	12.60
TP	Prothrombin Time (PT)	1 day		Plasma (citrate)	Venous blood	9.15
TS	Bleeding time	1 day	Done at IPC			6.30
PALU	Diagnosis of Malaria (Blood smear + RDT) (1)	1 day		Plasma (EDTA)	Venous blood	8.70
FILA	Diagnosis of Filariasis (Blood smear) (1)	1 day		Plasma (EDTA)	Venous blood	7.05

MISCELLANEOUS

























Code	Analysis	Expected Turnaround time	Tube	Sample	Cost (USD)
SPER	Semen analysis	1 day	Bottle	Sperm (Done at IPC)	14.70
SPEU	Detection of semen in urine	1 day	Bottle	Urine (Done at IPC)	14.70

(1) For any request for CYTO, G6P, MYEL, RETI, FILA and PALU, a blood count (CBC/NFS) will systematically be performed and billed in order to calculate/interpret the requested analysis.



























(2) For Electrophoresis Hemoglobin Test: Mention the patient's age, CBC result, ferritin, origin of the patient and the context of prescription in order that the result can be produced with conclusion. In case of transfusion context, blood sample should be collected at least 3 months after the last blood transfusion.

(3) Due to the sample's stability (less than 48 hours) and the limitation of the Day of Technique to Tuesdays, Thursdays, and Fridays, we cannot accept samples on Fridays after 12 PM.











BIOCHEMISTRY

Code	Analysis	Expected Turnaround time	Tube		Sample	Cost (USD)
CAPH	Calcium and Phosphorus	1 day		Plasma (heparinate)	Venous blood, fasting	11.10
CA	<input checked="" type="checkbox"/> Calcium	1 day		Plasma (heparinate)	Venous blood, fasting	7.50
PHO	Phosphorus	1 day		Plasma (heparinate)	Venous blood	7.50
ION	Electrolytes (Na+, K+, Cl-)	1 day		Plasma (heparinate)	Venous blood	13.05
LACT	<input checked="" type="checkbox"/> Lactic acid	1 day		Plasma (fluor)	Venous blood	10.05
MG	<input checked="" type="checkbox"/> Magnesium	1 day		Plasma (heparinate)	Venous blood	7.50
PLIP	<input checked="" type="checkbox"/> Lipid profile (TC, LDL-C, HDL-C, TG)	1 day		Plasma (heparinate)	Venous blood, fasting	10.05
C	<input checked="" type="checkbox"/> Total cholesterol	1 day		Plasma (heparinate)	Venous blood, fasting	4.20
HDL	<input checked="" type="checkbox"/> Cholesterol HDL fraction, calculated LDL fraction	1 day		Plasma (heparinate)	Venous blood, fasting	6.45
T	<input checked="" type="checkbox"/> Triglycerides	1 day		Plasma (heparinate)	Venous blood, fasting	6.00
G	<input checked="" type="checkbox"/> Fasting Blood sugar	1 day		Plasma (fluor)	Venous blood, fasting	5.85
GPP	<input checked="" type="checkbox"/> After meal Blood sugar	1 day		Plasma (fluor)	Venous blood	5.85
GU24	Glucose - urine	1 day	24h urine container		24h urine	4.05
HGPO	<input checked="" type="checkbox"/> Oral glucose tolerance test	1 day		Plasma (fluor)	Venous blood, fasting	13.20
GO50	<input checked="" type="checkbox"/> Screening of gestational diabetes	1 day		Plasma (fluor)	Venous blood, fasting	13.20
GO75	<input checked="" type="checkbox"/> Gestational diabetes diagnosis	1 day		Plasma (fluor)	Venous blood, fasting	15.00
G100	<input checked="" type="checkbox"/> Gestational diabetes confirmation	1 day		Plasma (fluor)	Venous blood, fasting	24.60
HBA1	Glycosylated hemoglobin (HbA1c)	1 day		Plasma (EDTA)	Venous blood	10.05
ALB	<input checked="" type="checkbox"/> Albumin	1 day		Plasma (heparinate)	Venous blood	6.00
EPT	Serum protein electrophoresis	1 day after day of technique (Wed/Fri)		Serum	Venous blood	28.95
PROT	<input checked="" type="checkbox"/> Total protein	1 day		Plasma (heparinate)	Venous blood	6.00
PU24	Proteinuria	1 day	24h urine container		24h urine	7.80
URPC	Urine Protein/Creatinine ratio	1 day	Bottle		Spot Urine Sample	13.80
HEP	<input checked="" type="checkbox"/> Liver panel (GOT-GPT-GGT-PAL-BITC-ALB)	1 day		Plasma (heparinate)	Venous blood	30.90
BITC	<input checked="" type="checkbox"/> Total and conjugated bilirubin	1 day		Plasma (heparinate)	Venous blood	6.00
BILI	<input checked="" type="checkbox"/> Total Bilirubin	1 day		Plasma (heparinate)	Venous blood	6.00
GGT	<input checked="" type="checkbox"/> Gamma Glutamyl Transferase (GGT)	1 day		Plasma (heparinate)	Venous blood	6.00

ENR-2022-045 - version 5 du 24/06/2024 (24/06/2024)




























Code	Analysis	Expected Turnaround time	Tube		Sample	Cost (USD)
GOT	<input checked="" type="checkbox"/> Transaminase AST / SGOT	1 day		Plasma (heparinate)	Venous blood	6.00
GPT	<input checked="" type="checkbox"/> Transaminase ALT / SGPT	1 day		Plasma (heparinate)	Venous blood	6.00
PAL	<input checked="" type="checkbox"/> Alkaline phosphatase (ALP)	1 day		Plasma (heparinate)	Venous blood	6.00
TRAS	<input checked="" type="checkbox"/> Transaminase (SGPT - SGOT)	1 day		Plasma (heparinate)	Venous blood	10.35
FE	<input checked="" type="checkbox"/> Iron	1 day		Plasma (heparinate)	Venous blood	6.00
TRAN	<input checked="" type="checkbox"/> Transferrin	1 day		Plasma (heparinate)	Venous blood	6.00
FE+TRAN	Transferrin Saturation	1 day		Plasma (heparinate)	Venous blood	12.00
FERR	<input checked="" type="checkbox"/> Ferritin	1 day		Serum	Venous blood	13.65
AU	<input checked="" type="checkbox"/> Uric Acid	1 day		Plasma (heparinate)	Venous blood	6.00
CREA	<input checked="" type="checkbox"/> Creatinine + eGFR (MDRD)	1 day		Plasma (heparinate)	Venous blood	6.00
CREU	Creatinine - urine	1 day	24h urine container		24h urine	6.00
UR	<input checked="" type="checkbox"/> Blood urea nitrogen (BUN)	1 day		Plasma (heparinate)	Venous blood	6.00
ACE	<input checked="" type="checkbox"/> CEA (Carcino-embryonic antigen)	1 day		Serum	Venous blood	20.10
AFP	<input checked="" type="checkbox"/> AFP (Alpha Fetoprotein)	1 day		Serum	Venous blood	15.75
C153	<input checked="" type="checkbox"/> CA 15-3	1 day		Serum	Venous blood	41.55
C199	<input checked="" type="checkbox"/> CA 19-9	1 day		Serum	Venous blood	39.75
C125	<input checked="" type="checkbox"/> CA 125	1 day		Serum	Venous blood	41.55
C724	<input checked="" type="checkbox"/> CA 72-4	1 day		Serum	Venous blood	41.55
PSA	<input checked="" type="checkbox"/> PSA: Total, Free and ratio	1 day		Serum	Venous blood	19.95
CORT	<input checked="" type="checkbox"/> Cortisol	1 day		Serum	Venous blood	25.50
FSH	<input checked="" type="checkbox"/> FSH (Follicle Stimulating Hormone)	1 day		Serum	Venous blood	19.95
HCG	<input checked="" type="checkbox"/> β -HCG	1 day		Serum	Venous blood	16.05
LH	<input checked="" type="checkbox"/> LH (Luteinizing Hormone)	1 day		Serum	Venous blood	22.35
OEST	<input checked="" type="checkbox"/> Estradiol	1 day		Serum	Venous blood	20.85
PROG	<input checked="" type="checkbox"/> Progesterone	1 day		Serum	Venous blood	19.95
PROL	<input checked="" type="checkbox"/> Prolactin	1 day		Serum	Venous blood	25.05
THYR	<input checked="" type="checkbox"/> Thyroid test (FT3 - FT4 - TSH)	1 day		Serum	Venous blood	23.70
TSH4	<input checked="" type="checkbox"/> Thyroid test (FT4 - TSH)	1 day		Serum	Venous blood	18.15
T3L	<input checked="" type="checkbox"/> FT3 (Free tri-iodothyronine)	1 day		Serum	Venous blood	9.45

ENR-2022-045 - version 5 du 24/06/2024 / (24/06/2024)

Code	Analysis	Expected Turnaround time	Tube		Sample	Cost (USD)
T4L	<input checked="" type="checkbox"/> FT4 (Free thyroxine)	1 day		Serum	Venous blood	9.45
TSH	<input checked="" type="checkbox"/> TSH (Thyroid Stimulating Hormone)	1 day		Serum	Venous blood	15.15
CPK	<input checked="" type="checkbox"/> Creatine kinase (CK)	1 day		Plasma (heparinate)	Venous blood	7.05
LDH	<input checked="" type="checkbox"/> Lactate Dehydrogenase (LDH)	1 day		Plasma (heparinate)	Venous blood	7.05
IGET	<input checked="" type="checkbox"/> Total Immunoglobulin E	1 day		Serum	Venous blood	22.65
VB9	<input checked="" type="checkbox"/> Vitamin B9 (Folic acid)	1 day		Serum	Venous blood	28.65
B12	<input checked="" type="checkbox"/> Vitamin B12	1 day		Serum	Venous blood	24.60
VITD	<input checked="" type="checkbox"/> Vitamin D	1 day		Serum	Venous blood	60.00
LIPA	<input checked="" type="checkbox"/> Lipase	1 day		Plasma (heparinate)	Venous blood	10.05
CRP	<input checked="" type="checkbox"/> C Reactive Protein (CRP)	1 day		Plasma (heparinate)	Venous blood	9.75
CHPO	Body fluid biochemistry	1 day	Sterile dry tube		Body fluid	9.00
CHLC	CSF biochemistry	1 day	Sterile dry tube		CSF	9.00


ENR-2022-045 - version 5 du 24/06/2024 (24/06/2024)

IMMUNO-SEROLOGY


Code	Analysis	Expected turnaround time	Tube		Sample	Cost (USD)
HAM	<input checked="" type="checkbox"/> Anti-HAV IgM antibodies	1 day		Serum	Venous blood	19.95
HAV	<input checked="" type="checkbox"/> Anti-HAV total antibodies	1 day		Serum	Venous blood	16.65
DHBV	<input checked="" type="checkbox"/> Hepatitis B screening (Ag HBs - anti HBs - anti-HBc)	1 day		Serum	Venous blood	25.65
SHBV	<input checked="" type="checkbox"/> Follow-up Hepatitis B (Anti HBe - Ag HBe)	1 day		Serum	Venous blood	26.70
GHBV	<input checked="" type="checkbox"/> Follow-up Hepatitis B (Ag HBs - anti HBs)	1 day		Serum	Venous blood	14.40
HBS	<input checked="" type="checkbox"/> Detection of HBs antigen	1 day		Serum	Venous blood	10.80
HBSQ	Quantitative determination of HBs antigen	1 day		Serum	Venous blood	28.00
AHBQ	<input checked="" type="checkbox"/> Detection of anti-HBs antibodies	1 day		Serum	Venous blood	10.80
HBC	<input checked="" type="checkbox"/> Detection of anti-HBc total antibodies	1 day		Serum	Venous blood	15.15
AHBC	<input checked="" type="checkbox"/> Detection of anti-HBc IgM antibodies	1 day		Serum	Venous blood	25.05
HBE	<input checked="" type="checkbox"/> Detection of HBe antigen	1 day		Serum	Venous blood	15.75
ACBE	<input checked="" type="checkbox"/> Detection of anti-HBe antibodies	1 day		Serum	Venous blood	15.90
HPC	<input checked="" type="checkbox"/> Anti-HCV antibodies	1 day		Serum	Venous blood	12.30
VIH	<input checked="" type="checkbox"/> Anti-HIV 1/2 antibodies and p24 antigen	1 day		Serum	Venous blood	13.50
HIWB	HIV confirmation test (Western Blot)	1 day after technique (Fri - sample received before 9AM)		Serum	Venous blood	88.80
MST	<input checked="" type="checkbox"/> Hepatitis C, HIV and syphilis serology test	1 day		Serum	Venous blood	28.20
PREG	<input checked="" type="checkbox"/> Serology during pregnancy (Toxoplasmosis, Rubella, HIV and Syphilis)	1 day		Serum	Venous blood	77.70
AMEX	Amoebiasis screening (Latex agglutination)	1 day		Serum	Venous blood	31.50
IGRA	QuantiFERON-TB Gold	1 day after day of technique (Thu)		Plasma heparinate	Venous blood	127.00
SYPH	<input checked="" type="checkbox"/> Syphilis Diagnosis	1 day		Serum	Venous blood	7.95
CMV	<input checked="" type="checkbox"/> Cytomegalovirus (IgG+IgM)	1 day		Serum	Venous blood	59.40
RBM	<input checked="" type="checkbox"/> Rubella (IgG+IgM)	1 day		Serum	Venous blood	33.90
TOXO	<input checked="" type="checkbox"/> Toxoplasmosis (IgG+IgM)	1 day		Serum	Venous blood	34.05
WIDA	Typhoid: Serodiagnosis of Widal	1 day		Serum	Venous blood	15.75
FR	Rheumatoid factor	1 day		Serum	Venous blood	9.75
ASO	Antistreptolysin-O (ASLO)	1 day		Serum	Venous blood	10.80
DENG	Dengue Fever rapid Test (NS1-IgM-IgG)	1 day		Serum	Venous blood	15.15

ENR-2022-045 - version 5 du 24/06/2024 / (24/06/2024)

MICROBIOLOGY


Code	Analysis	Expected turnaround time	Tube	Sample	Cost (USD)
BAID	Bacterial identification by Maldi-TOF	1 day	Bacterial strain		7.50
BACD	Direct smear (Gram)	1 day	Swab, syringe, sterile tube	Miscellaneous specimens	10.95
BAC	Bacterial culture + direct smear	4 days	Swab, syringe, sterile tube	Miscellaneous specimens	18.00
BACA	Blood culture / Aerobic	1 week	Bottle	Venous blood	25.05
BACN	Blood culture / Anaerobic	1 week	Bottle	Venous blood	25.05
BACP	Blood culture / Pediatric	1 week	Bottle	Venous blood	25.05
CYTU	Urine Cytology	1 day	Bottle	Urine	10.35
ECBU	Urine Culture and cytology	3 days	Bottle	Urine	16.50
ORL	Throat, ear, nose or eye specimen culture	4 days	Swab	Throat, eye, ear, nose	22.35
ASPI	Pulmonary specimens	4 days	Sterile container	Sputum, BAL fluid, Bronchial aspiration	25.05
VAGI	Vaginal specimen	4 days	Swab	Vaginal	27.15
URET	Urethral specimen	4 days	Swab	Urethral	25.65
SPEC	Sperm culture	4 days	Pot	Sperm	25.80
MYFA	Detection of Urogenital Mycoplasma	2 days	Pot, swab	First urine (male) Genital (female)	18.45
COPR	Stool culture	4 days	Pot	Stool	21.45
DPYL	Detection of <i>Helicobacter pylori</i> antigen in stool	1 day	Pot	Stool	11.55
CDIF	<input checked="" type="checkbox"/> Detection of Toxin producing <i>C. difficile</i> by PCR	1 day	Pot	Stool	38.25
BMR	Detection of multi-drug resistant bacteria	3 days	Swab	Nasal, Rectal	21.60
CCPO	Body fluid/CSF Cytology	1 day	Sterile container	Body fluid, CSF	7.50
BACL	Body fluid culture	3 – 6 days	Sterile container	Body fluid, CSF	19.95
MYCD	Mycology direct smear	1 day	Sterile container	Skin, Nail, Hair and miscellaneous	13.05
MYCC	Mycology direct smear + culture	14 – 28 days	Sterile container	Skin, Nail, Hair and miscellaneous	24.00
AGS	Detection of <i>Cryptococcus neoformans</i>	1 day	 Serum	Serum, CSF, BAL, Urine	17.70
ROTA	Detection of Rotavirus and Adenovirus in stool	1 day	Pot	Stool	15.15
PCAR	Detection of <i>Pneumocystis jirovecii</i> by IF	2 days	Sterile container	Sputum, BAL	33.15
PARL	Detection of parasites in body fluids	1 day	Sterile container	Miscellaneous body fluid (BAL, pleural)	12.00

ENR-2022-045 - version 5 du 24/06/2024 / (24/06/2024)

	MEDICAL BIOLOGY LABORATORY	ENR-2022-045
	CATALOG	VERSION 5

Code	Analysis	Expected turnaround time	Tube	Sample	Cost (USD)
PARA	Stool Parasitology	1 day	Pot	Stool	12.00
CRYP	Detection of <i>Cryptosporidium</i> in stool	1 day	Pot	Stool	21.45
SGS	Qualitative detection of hemoglobin in stool	1 day	Pot	Stool	13.05
CHUR	Urine reagent strip (Urinalysis)	1 day	Bottle	Morning urine	4.05
RT19	COVID-19 Rapid Diagnostic Test (RDT)	30 minutes	Nasopharyngeal swab		30.00


ENR-2022-045 - version 5 du 24/06/2024 / (24/06/2024)

	MEDICAL BIOLOGY LABORATORY	ENR-2022-045
	CATALOG	VERSION 5



















MYCOBACTERIOLOGY

Code	Analysis	Expected turnaround time	Sample	Cost (USD)
BKED BKD	<input checked="" type="checkbox"/> Direct Smear	1 day	Miscellaneous specimens (except blood)	5.55
BKC BKS	Culture (solid and liquid media) and identification	2 months	Miscellaneous specimens (except blood)	21.45
ABBK	First line drug susceptibility testing of <i>M. tuberculosis</i> (Isoniazid, Rifampicin, Streptomycin, Ethambutol)	1 month	Bacterial strain	50.10
DST2	Second line drug susceptibility testing of <i>M. tuberculosis</i> (Amikacin, Capreomycin, Kanamycin, Ofloxacin)	1 month	Bacterial strain	60.00
XPER	<input checked="" type="checkbox"/> GeneXpert MTB/RIF Ultra, CEPHEID <i>M. tuberculosis</i> and rifampicin resistance detection by RT-PCR	1 day	Miscellaneous specimens (except blood)	25.05
MTB2	Genotype® Mycobacterium CM VER 2.0 Identification of the 13 clinical most relevant nontuberculous mycobacteria species	1 week	Bacterial strain	46.35
MTB3	Genotype® MTBC Differentiation of <i>Mycobacterium tuberculosis</i> complex	1 week	Bacterial strain	41.55
MTB4	Genotype® Mycobacterium AS Identification of 16 other nontuberculous mycobacteria species	1 week	Bacterial strain	56.85
MTB6	Genotype® MTBDRsl VER 2.0 Identification of resistance of <i>M. tuberculosis</i> complex to FQs and glycoaminosides	1 week	Culture or sputum	57.45
MTBR	Genotype® MTBDRplus VER 2.0 Identification of resistance of <i>M. tuberculosis</i> complex to INH/RIF	1 week	Culture or sputum	38.55
NTMR	Genotype® NTM-DR VER 1.0 Detection of resistance to macrolides and aminoglycosides in various clinically relevant NTM	1 week	Bacterial strain	56.85

ENR-2022-045 - version 5 du 24/06/2024 / (24/06/2024)

	MEDICAL BIOLOGY LABORATORY	ENR-2022-045
	CATALOG	VERSION 5

MOLECULAR BIOLOGY

Code	Analysis	Expected Turnaround time	Tube	Sample	Cost (USD)
VLHB	Hepatitis B Viral Load	1 day after day of technique (Wed - sample received before 9AM)	  : 2 tubes EDTA	Venous blood	42.00
VLHC	Hepatitis C Viral Load	1 day after day of technique (Wed - sample received before 9AM)	  : 2 tubes EDTA	Venous blood	42.00
VLHI	HIV Viral Load	1 day after day of technique (Tue - sample received before 9AM)	  : 2 tubes EDTA	Venous blood	42.00
HDR1	HIV resistance Mutation : 1 st panel (Reverse transcriptase inhibitors)	1 month	  : 2 tubes EDTA	Venous blood	54.60
HDR2	HIV resistance Mutation : 2 nd panel (1 st panel + Protease inhibitors)	1 month	  : 2 tubes EDTA	Venous blood	79.35
HDR3	HIV resistance Mutation : 3 rd panel (2 nd panel + Integrase inhibitors)	1 month	  : 2 tubes EDTA	Venous blood	107.10
BDR1	HBV resistance	1 month	 Plasma (EDTA)	Venous blood	60.00
NS5	HCV genotype	1 month	 Plasma (EDTA)	Venous blood	75.45
XCOV	<input checked="" type="checkbox"/> Detection of SARS-CoV-2 (COVID-19) (RT-PCR)	1 day	Nasopharyngeal, oropharyngeal, nasal and/or nasal wash/aspirate specimens		50.00
XRV	<input checked="" type="checkbox"/> Combined detection of SARS-CoV-2, Flu and RSV (RT-PCR)	1 day	Nasopharyngeal swab or nasal swab specimens		70.00
CTNG	<input checked="" type="checkbox"/> Detection <i>Chlamydia trachomatis/Neisseria gonorrhoeae</i> (RT-PCR)	1 day	First catch urine (male/female) or swab (endocervical, vaginal self-collection, throat, anal)		39.00
PHPV	<input checked="" type="checkbox"/> Detection of high-risk Human Papillomavirus (RT-PCR)	1 day	Endocervical specimen		39.00
ZDC	Combined detection of Dengue / Zika / Chikungunya (RT-PCR)	Day of the technique at 4.30 pm (Mon to Fri - sample received before 9AM)	 Plasma (EDTA)	Venous blood	54.00
LPCR	Diagnosis of Leptospirosis (RT-PCR)	2 days	 Serum	Venous blood	31.65
BCRA	BCR-ABL transcript quantification	1 day	  : 2 tubes EDTA	Venous blood	96.00

ENR-2022-045 - version 5 du 24/06/2024 / (24/06/2024)

Essential Health Screening

A blood test that covers the essentials for a comprehensive annual health check-up.

Full blood count

Detects disorders as anemia, bacterial or parasitological infection and many other diseases.

Analysis: Complete Blood Count (CBC)

Blood glucose

Blood sugar testing provides useful information for diabetes diagnostic.

Analysis: Fasting blood sugar

Lipid profile

Detects abnormalities in lipids such as Cholesterol and Triglycerides.

Analysis: Cholesterol (Total, HDL and LDL) and Triglycerides

Liver function

This liver function test examines enzymes for evidence of damage to your liver cells.

Analysis: AST, ALT, GGT

Kidney function

The test measures the levels of various analytes in your blood and urine in order to check its good regulation.

Analysis: Creatinine and estimated Glomerular filtration rate, Blood urea nitrogen, uric acid, electrolytes (Sodium, Potassium, Chloride) and Urinalysis (10 parameters)

Thyroid function

This test is used to measure how your thyroid gland is working.

Analysis: TSH



75\$

**Prevention is better
than cure!**

FULL PANEL

Sexually Transmitted Diseases (STDs) Testing

The STDs full panel includes the detection of principal Sexually Transmitted Diseases (STDs) causing pathogens such as:

HIV serology

Detects the presence of antibodies and antigens of HIV.

Syphilis serology

Detects antibodies that the body develops in response to syphilis infection.

Hepatitis B serology

Detects Hepatitis B antigens to screen for active infection. It is the earliest indicator of the presence of acute infection.

Hepatitis C serology

Measures the level of hepatitis C antibodies to screen for infection with hepatitis C virus.

PCR for Gonorrhea and Chlamydia

This urine test allows detecting the Chlamydia & Gonorrhea DNA, the two most reported bacteria causing sexually-transmitted diseases in the world.



60\$

**Be aware,
Take care!**